$y = mx + c$

$x = \frac{320}{237} = 1.35$

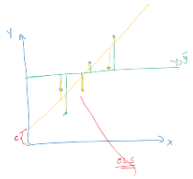

$y = \beta_0 + \beta_1 x_1 + \beta_2 x_2 + \beta_3 x_3 + c$ → 0.35 [illegible]

data [x, y] → variables.

data [,] data [,]

data [3, 5]

1. Automatic → categorical
2. Manually → "
3. CC → 16000 → 16000

Missing values

1. Data specification
2. Missing values
3. Differential values / Type / Outliers

p-value > 0.01 (0%)

p-value < 0.1 " [illegible]

< 0.01 " [illegible]

< 0.001 " [illegible]

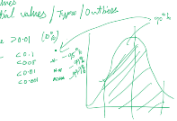

Price = −6143 − 1215.39 Age − 3.115 Km + 2220 FuelType Diesel
+ 2.273 FuelType Petrol + 59.18 HP + 331 Automatic
− 6.13 CC − 22.38 Doors + 12.03 GearBoxRatio Tax
+ 19.46 Weight

− 6143 − 1215.39×33 − 3.115×64584 + 2220 + 59.18×79
+ 331×0 − 6.13×1598 − 22.38×3 + 12.03×210
+ 19.46×1165
= 16821.42

error = 3351

RMSE = root mean square error

Predicted y = $\hat{y}$

Actual y = y

mean y = $\bar{y}$

$(\text{residuals})^2 = (y - \hat{y})^2 = \text{error}^2$

$\sqrt{\frac{(y-\hat{y})^2}{n}}$

89921.50 125

Assumptions

- Normality (Residuals should be normally distributed)
- Multicollinearity is absent
- Linearity (CC, weight) → 2 directions
- Homoscedasticity
- Autocorrelation → 1.5–2
- Differential Variables / Outliers

$y = mx + c$

$\log y = mx + c$ ○ $y = e^{mx+c}$
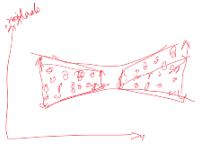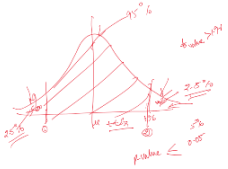
$y = e^{mx+c}$